





District Health Assessment for Multiple District 403 through January 2026

		Clubs							Membership							Member Strength		Cancellation		Reports			Finance	Leadership			
District Name	Status/ Number of Months in Status *	Active Clubs	Clubs in Status Quo	Total Clubs	% Status Quo Clubs in Financial Suspension	New Clubs	Cancelled Clubs	YTD Net Club Gain/Loss	Current Members In Active Clubs	Current Members In Status Quo Clubs	Current Total Members Count	YTD Add	YTD Drop	YTD NetGrowth (includes Active and Status Quo)	YTD NetGrowth% (includes Active and Status Quo)	Member Count 12 Months Ago	Average Member Count Per Club	% of Clubs with less than 20 members	Average Cancelled Club Age	Members Lost Due to Cancelled Clubs	% of Clubs Reporting Service	% No MMR in 3 Months	% No Officer Report in 12 months	% of Clubs with balance 90+ days	Number of Zone Chairs Recorded	Number of Region Chairs Recorded	District Officers Vacancies **
403 A1		86	1	87	100%	2	5	-3	1904	22	1926	140	200	-60	-3.02%	1,906	22	36%	9	64	86%	62%	8%	14%	15	4	
403 A2		109	0	109	0%	2	13	-11	2283	0	2283	215	361	-146	-6.01%	2,383	21	50%	6	181	100%	55%	0%	10%	22	7	
403 A3		78	1	79	0%	4	1	3	1918	23	1941	160	130	30	1.57%	1,929	25	29%	2	20	94%	59%	1%	9%	17	8	
403 A4		74	0	74	0%	2	1	1	1768	0	1768	164	182	-18	-1.01%	1,757	24	32%	2	22	99%	49%	0%	7%	14	4	
403 B1	T(5)	74	2	76	0%	0	10	-10	1182	29	1211	147	257	-110	-8.33%	1,387	16	72%	12	112	75%	64%	5%	22%	22	7	
		421	4	425	25%	10	30	-20	9055	74	9129	826	1130	-304	-3.22%	9,362	22	44%	8	399	91%	58%	3%	12%	90	30	




District Health Assessment for Multiple District 404 through January 2026

		Clubs							Membership							Member Strength		Cancellation		Reports			Finance	Leadership			
District Name	Status/ Number of Months in Status *	Active Clubs	Clubs in Status Quo	Total Clubs	% Status Quo Clubs in Financial Suspension	New Clubs	Cancelled Clubs	YTD Net Club Gain/ Loss	Current Members In Active Clubs	Current Members In Status Quo Clubs	Current Total Members Count	YTD Add	YTD Drop	YTD NetGrowth (includes Active and Status Quo)	YTD NetGrowth% (includes Active and Status Quo)	Member Count 12 Months Ago	Average Member Count Per Club	% of Clubs with less than 20 members	Average Cancelled Club Age	Members Lost Due to Cancelled Clubs	% of Clubs Reporting Service	% No MMR in 3 Months	% No Officer Report in 12 months	% of Clubs with balance 90+ days	Number of Zone Chairs Recorded	Number of Region Chairs Recorded	District Officers Vacancies **
404 A2	T(4)	73	1	74	100%	3	0	3	1642	11	1653	234	139	95	6.10%	1,616	22	54%	0	0	78%	45%	7%	34%	19	11	
404 A3		53	2	55	100%	1	4	-3	1301	21	1322	147	135	12	0.92%	1,262	25	47%	12	60	85%	33%	4%	20%	16	8	
404 A4		66	0	66	0%	2	5	-3	1233	0	1233	116	152	-36	-2.84%	1,328	19	55%	5	64	62%	50%	3%	48%	17	9	
404 B2		105	0	105	0%	4	0	4	2527	0	2527	304	157	147	6.18%	2,215	24	37%	0	0	73%	47%	6%	47%	23	12	
404 B3		76	1	77	100%	3	1	2	1853	11	1864	232	151	81	4.54%	1,637	24	30%	5	17	90%	40%	8%	36%	18	8	
404 B4		73	0	73	0%	6	0	6	1771	0	1771	304	114	190	12.02%	1,528	24	36%	0	0	73%	41%	5%	37%	30	12	
		446	4	450	100%	19	10	9	10327	43	10370	1337	848	489	4.95%	9,586	23	42%	8	141	77%	43%	6%	38%	123	60	



District Health Assessment for Multiple District 410 through January 2026

		Clubs							Membership							Member Strength		Cancellation		Reports			Finance	Leadership			
District Name	Status/ Number of Months in Status *	Active Clubs	Clubs in Status Quo	Total Clubs	% Status Quo Clubs in Financial Suspension	New Clubs	Cancelled Clubs	YTD Net Club Gain/Loss	Current Members In Active Clubs	Current Members In Status Quo Clubs	Current Total Members Count	YTD Add	YTD Drop	YTD NetGrowth (includes Active and Status Quo)	YTD NetGrowth% (includes Active and Status Quo)	Member Count 12 Months Ago	Average Member Count Per Club	% of Clubs with less than 20 members	Average Cancelled Club Age	Members Lost Due to Cancelled Clubs	% of Clubs Reporting Service	% No MMR in 3 Months	% No Officer Report in 12 months	% of Clubs with balance 90+ days	Number of Zone Chairs Recorded	Number of Region Chairs Recorded	District Officers Vacancies **
410 E	T(24)	59	0	59	0%	0	1	-1	879	0	879	105	86	19	2.21%	842	15	76%	17	19	92%	53%	2%	17%	10	0	
410 W	T(24)	55	0	55	0%	1	1	0	886	0	886	113	92	21	2.43%	843	16	73%	6	17	100%	29%	0%	7%	11	0	
		114	0	114	0%	1	2	-1	1765	0	1765	218	178	40	2.32%	1,685	15	75%	11	36	96%	41%	1%	12%	21	0	




District Health Assessment for Multiple District 411 through January 2026

District Name	Status/ Number of Months in Status *	Clubs							Membership							Member Strength		Cancellation		Reports			Finance	Leadership			
		Active Clubs	Clubs in Status Quo	Total Clubs	% Status Quo Clubs in Financial Suspension	New Clubs	Cancelled Clubs	YTD Net Club Gain/Loss	Current Members In Active Clubs	Current Members In Status Quo Clubs	Current Total Members Count	YTD Add	YTD Drop	YTD NetGrowth (includes Active and Status Quo)	YTD NetGrowth% (includes Active and Status Quo)	Member Count 12 Months Ago	Average Member Count Per Club	% of Clubs with less than 20 members	Average Cancelled Club Age	Members Lost Due to Cancelled Clubs	% of Clubs Reporting Service	% No MMR in 3 Months	% No Officer Report in 12 months	% of Clubs with balance 90+ days	Number of Zone Chairs Recorded	Number of Region Chairs Recorded	District Officers Vacancies **
411 A		64	1	65	100%	2	3	-1	1676	21	1697	184	199	-15	-0.88%	1,669	26	34%	2	58	74%	63%	6%	17%	14	9	
411 B		62	0	62	0%	3	2	1	2554	0	2554	484	178	306	13.61%	2,108	41	21%	4	17	95%	37%	0%	24%	17	5	
411 C	P	20	0	20	0%	2	1	1	587	0	587	154	45	109	22.80%	471	29	20%	2	20	90%	40%	0%	5%	6	2	
		146	1	147	100%	7	6	1	4817	21	4838	822	422	400	9.01%	4,248	33	27%	3	95	85%	49%	3%	18%	37	16	




District Health Assessment for Multiple District 412 through January 2026

 Status/ District Name Number of Months in Status *		Clubs							Membership							Member Strength		Cancellation		Reports			Finance	Leadership			
		Active Clubs	Clubs in Status Quo	Total Clubs	% Status Quo Clubs in Financial Suspension	New Clubs	Cancelled Clubs	YTD Net Club Gain/ Loss	Current Members In Active Clubs	Current Members In Status Quo Clubs	Current Total Members Count	YTD Add	YTD Drop	YTD NetGrowth (includes Active and Status Quo)	YTD NetGrowth% (includes Active and Status Quo)	Member Count 12 Months Ago	Average Member Count Per Club	% of Clubs with less than 20 members	Average Cancelled Club Age	Members Lost Due to Cancelled Clubs	% of Clubs Reporting Service	% No MMR in 3 Months	% No Officer Report in 12 months	% of Clubs with balance 90+ days	Number of Zone Chairs Recorded	Number of Region Chairs Recorded	District Officers Vacancies **
412 A	T(24)	55	0	55	0%	2	0	2	860	0	860	148	88	60	7.50%	827	16	67%	0	0	69%	56%	7%	5%	13	3	
412 B	T(24)	27	0	27	0%	2	2	0	608	0	608	157	121	36	6.29%	556	23	44%	2	31	59%	48%	15%	19%	7	1	
		82	0	82	0%	4	2	2	1468	0	1468	305	209	96	7.00%	1,383	18	60%	2	31	66%	54%	10%	10%	20	4	




District Health Assessment for District 352 through January 2026

		Clubs							Membership							Member Strength		Cancellation		Reports			Finance	Leadership			
District Name	Status/ Number of Months in Status *	Active Clubs	Clubs in Status Quo	Total Clubs	% Status Quo in Financial Suspension	New Clubs	Cancelled Clubs	YTD Net Club Gain/Loss	Current Members In Active Clubs	Current Members In Status Quo Clubs	Current Total Members Count	YTD Add	YTD Drop	YTD NetGrowth (includes Active and Status Quo)	YTD NetGrowth% (includes Active and Status Quo)	Member Count 12 Months Ago	Average Member Count Per Club	% of Clubs with less than 20 members	Average Cancelled Club Age	Members Lost Due to Cancelled Clubs	% of Clubs Reporting Service	% No MMR in 3 Months	% No Officer Report in 12 months	% of Clubs with balance 90+ days	Number of Zone Chairs Recorded	Number of Region Chairs Recorded	District Officers Vacancies **
352	T(24)	54	0	54	0%	1	1	0	976	0	976	147	124	23	2.41%	975	18	52%	6	10	50%	33%	4%	11%	12	2	
		54	0	54	0%	1	1	0	976	0	976	147	124	23	2.41%	975	18	52%	6	10	50%	33%	4%	11%	12	2	




District Health Assessment for District 409 through January 2026

		Clubs							Membership							Member Strength		Cancellation		Reports			Finance	Leadership			
District Name	Status/ Number of Months in Status *	Active Clubs	Clubs in Status Quo	Total Clubs	% Status Quo in Financial Suspension	New Clubs	Cancelled Clubs	YTD Net Club Gain/Loss	Current Members In Clubs	Current Members In Status Quo Clubs	Current Total Members Count	YTD Add	YTD Drop	YTD NetGrowth (includes Active and Status Quo)	YTD NetGrowth% (includes Active and Status Quo)	Member Count 12 Months Ago	Average Member Count Per Club	% of Clubs with less than 20 members	Average Cancelled Club Age	Members Lost Due to Cancelled Clubs	% of Clubs Reporting Service	% No MMR in 3 Months	% No Officer Report in 12 months	% of Clubs with balance 90+ days	Number of Zone Chairs Recorded	Number of Region Chairs Recorded	District Officers Vacancies **
409	T(24)	28	0	28	0%	1	2	-1	528	0	528	93	98	-5	-0.94%	575	19	64%	38	43	39%	54%	14%	25%	5	0	GMT
		28	0	28	0%	1	2	-1	528	0	528	93	98	-5	-0.94%	575	19	64%	38	43	39%	54%	14%	25%	5	0	




District Health Assessment for District 413 through January 2026

<div></div> <div>Status/ District Name</div> <div>Number of Months in Status *</div>		Clubs							Membership							Member Strength		Cancellation		Reports			Finance	Leadership			
		Active Clubs	Clubs in Status Quo	Total Clubs	% Status Quo Clubs in Financial Suspension	New Clubs	Cancelled Clubs	YTD Net Club Gain/ Loss	Current Members In Active Clubs	Current Members In Status Quo Clubs	Current Total Members Count	YTD Add	YTD Drop	YTD NetGrowth (includes Active and Status Quo)	YTD NetGrowth% (includes Active and Status Quo)	Member Count 12 Months Ago	Average Member Count Per Club	% of Clubs with less than 20 members	Average Cancelled Club Age	Members Lost Due to Cancelled Clubs	% of Clubs Reporting Service	% No MMR in 3 Months	% No Officer Report in 12 months	% of Clubs with balance 90+ days	Number of Zone Chairs Recorded	Number of Region Chairs Recorded	District Officers Vacancies **
413		48	0	48	0%	0	0	0	1269	0	1269	74	118	-44	-3.35%	1,381	26	40%	0	0	73%	35%	2%	21%	11	5	
		48	0	48	0%	0	0	0	1269	0	1269	74	118	-44	-3.35%	1,381	26	40%	0	0	73%	35%	2%	21%	11	5	




District Health Assessment for District 414 through January 2026

		Clubs							Membership							Member Strength		Cancellation		Reports			Finance	Leadership			
District Name	Status/ Number of Months in Status *	Active Clubs	Clubs in Status Quo	Total Clubs	% Status Quo in Financial Suspension	New Clubs	Cancelled Clubs	YTD Net Club Gain/ Loss	Current Members In Active Clubs	Current Members In Status Quo Clubs	Current Total Members Count	YTD Add	YTD Drop	YTD NetGrowth (includes Active and Status Quo)	YTD NetGrowth% (includes Active and Status Quo)	Member Count 12 Months Ago	Average Member Count Per Club	% of Clubs with less than 20 members	Average Cancelled Club Age	Members Lost Due to Cancelled Clubs	% of Clubs Reporting Service	% No MMR in 3 Months	% No Officer Report in 12 months	% of Clubs with balance 90+ days	Number of Zone Chairs Recorded	Number of Region Chairs Recorded	District Officers Vacancies **
414	P	39	0	39	0%	1	4	-3	849	0	849	236	221	15	1.80%	841	22	51%	13	40	59%	28%	0%	18%	8	3	
		39	0	39	0%	1	4	-3	849	0	849	236	221	15	1.80%	841	22	51%	13	40	59%	28%	0%	18%	8	3	




District Health Assessment for District 415 through January 2026

		Clubs							Membership							Member Strength		Cancellation		Reports			Finance	Leadership			
District Name	Status/ Number of Months in Status *	Active Clubs	Clubs in Status Quo	Total Clubs	% Status Quo in Financial Suspension	New Clubs	Cancelled Clubs	YTD Net Club Gain/Loss	Current Members In Active Clubs	Current Members In Status Quo Clubs	Current Total Members Count	YTD Add	YTD Drop	YTD NetGrowth (includes Active and Status Quo)	YTD NetGrowth% (includes Active and Status Quo)	Member Count 12 Months Ago	Average Member Count Per Club	% of Clubs with less than 20 members	Average Cancelled Club Age	Members Lost Due to Cancelled Clubs	% of Clubs Reporting Service	% No MMR in 3 Months	% No Officer Report in 12 months	% of Clubs with balance 90+ days	Number of Zone Chairs Recorded	Number of Region Chairs Recorded	District Officers Vacancies **
415	P	23	0	23	0%	0	4	-4	384	0	384	45	84	-39	-9.22%	411	17	65%	15	38	35%	43%	0%	13%	0	0	
		23	0	23	0%	0	4	-4	384	0	384	45	84	-39	-9.22%	411	17	65%	15	38	35%	43%	0%	13%	0	0	




District Health Assessment for District 416 through January 2026

		Clubs							Membership							Member Strength		Cancellation		Reports			Finance	Leadership			
District Name	Status/ Number of Months in Status *	Active Clubs	Clubs in Status Quo	Total Clubs	% Status Quo Clubs in Financial Suspension	New Clubs	Cancelled Clubs	YTD Net Club Gain/Loss	Current Members In Active Clubs	Current Members In Status Quo Clubs	Current Total Members Count	YTD Add	YTD Drop	YTD NetGrowth (includes Active and Status Quo)	YTD NetGrowth% (includes Active and Status Quo)	Member Count 12 Months Ago	Average Member Count Per Club	% of Clubs with less than 20 members	Average Cancelled Club Age	Members Lost Due to Cancelled Clubs	% of Clubs Reporting Service	% No MMR in 3 Months	% No Officer Report in 12 months	% of Clubs with balance 90+ days	Number of Zone Chairs Recorded	Number of Region Chairs Recorded	District Officers Vacancies **
416		66	0	66	0%	2	0	2	1623	0	1623	474	423	51	3.24%	1,589	25	41%	0	0	35%	48%	5%	6%	10	2	
		66	0	66	0%	2	0	2	1623	0	1623	474	423	51	3.24%	1,589	25	41%	0	0	35%	48%	5%	6%	10	2	




District Health Assessment for District 417 through January 2026

 Status/ District Name		Clubs							Membership							Member Strength		Cancellation		Reports			Finance	Leadership			
		Active Clubs	Clubs in Status Quo	Total Clubs	% Status Quo Clubs in Financial Suspension	New Clubs	Cancelled Clubs	YTD Net Club Gain/ Loss	Current Members In Active Clubs	Current Members In Status Quo Clubs	Current Total Members Count	YTD Add	YTD Drop	YTD NetGrowth (includes Active and Status Quo)	YTD NetGrowth% (includes Active and Status Quo)	Member Count 12 Months Ago	Average Member Count Per Club	% of Clubs with less than 20 members	Average Cancelled Club Age	Members Lost Due to Cancelled Clubs	% of Clubs Reporting Service	% No MMR in 3 Months	% No Officer Report in 12 months	% of Clubs with balance 90+ days	Number of Zone Chairs Recorded	Number of Region Chairs Recorded	District Officers Vacancies **
417		83	0	83	0%	1	1	0	1690	0	1690	160	184	-24	-1.40%	1,662	20	52%	8	13	100%	31%	0%	1%	16	5	
		83	0	83	0%	1	1	0	1690	0	1690	160	184	-24	-1.40%	1,662	20	52%	8	13	100%	31%	0%	1%	16	5	



District Health Assessment for District 418 through January 2026

<div></div> <div>Status/ District Name</div> <div>Number of Months in Status *</div>		Clubs							Membership							Member Strength		Cancellation		Reports			Finance	Leadership			
		Active Clubs	Clubs in Status Quo	Total Clubs	% Status Quo Clubs in Financial Suspension	New Clubs	Cancelled Clubs	YTD Net Club Gain/ Loss	Current Members In Active Clubs	Current Members In Status Quo Clubs	Current Total Members Count	YTD Add	YTD Drop	YTD NetGrowth (includes Active and Status Quo)	YTD NetGrowth% (includes Active and Status Quo)	Member Count 12 Months Ago	Average Member Count Per Club	% of Clubs with less than 20 members	Average Cancelled Club Age	Members Lost Due to Cancelled Clubs	% of Clubs Reporting Service	% No MMR in 3 Months	% No Officer Report in 12 months	% of Clubs with balance 90+ days	Number of Zone Chairs Recorded	Number of Region Chairs Recorded	District Officers Vacancies **
418		54	0	54	0%	0	0	0	1389	0	1389	111	129	-18	-1.28%	1,236	26	37%	0	0	96%	39%	0%	13%	10	0	
		54	0	54	0%	0	0	0	1389	0	1389	111	129	-18	-1.28%	1,236	26	37%	0	0	96%	39%	0%	13%	10	0	



District Health Assessment for Ident 5947 - SOMALIA - UND through January 2026

Status/ District Name of Months in Status *		Clubs							Membership							Member Strength		Cancellation		Reports			Finance	Leadership			
		Active Clubs	Clubs in Status Quo	Total Clubs	% Status Quo Clubs in Financial Suspension	New Clubs	Cancelled Clubs	YTD Net Club Gain/ Loss	Current Members In Active Clubs	Current Members In Status Quo Clubs	Current Total Members Count	YTD Add	YTD Drop	YTD NetGrowth (includes Active and Status Quo)	YTD NetGrowth% (includes Active and Status Quo)	Member Count 12 Months Ago	Average Member Count Per Club	% of Clubs with less than 20 members	Average Cancelled Club Age	Members Lost Due to Cancelled Clubs	% of Clubs Reporting Service	% No MMR in 3 Months	% No Officer Report in 12 months	% of Clubs with balance 90+ days	Number of Zone Chairs Recorded	Number of Region Chairs Recorded	District Officers Vacancies **
Ident 5947 - SOMALIA		3	0	3	0%	1	1	0	59	0	59	26	20	6	11.32%	54	20	33%	8	20	0%	67%	0%	33%	0	0	
		3	0	3	0%	1	1	0	59	0	59	26	20	6	11.32%	54	20	33%	8	20	0%	67%	0%	33%	0	0	

* - District Status: P - Provisional, T - Transitional.

** - District Officers Vacancies: DG - District Governor, 1st VDG - First Vice District Governor, 2nd VDG - Second Vice District Governor.